

City of San Leandro

City Council Meeting

Mid-Year Financial Update



Council Chambers
February 18, 2014

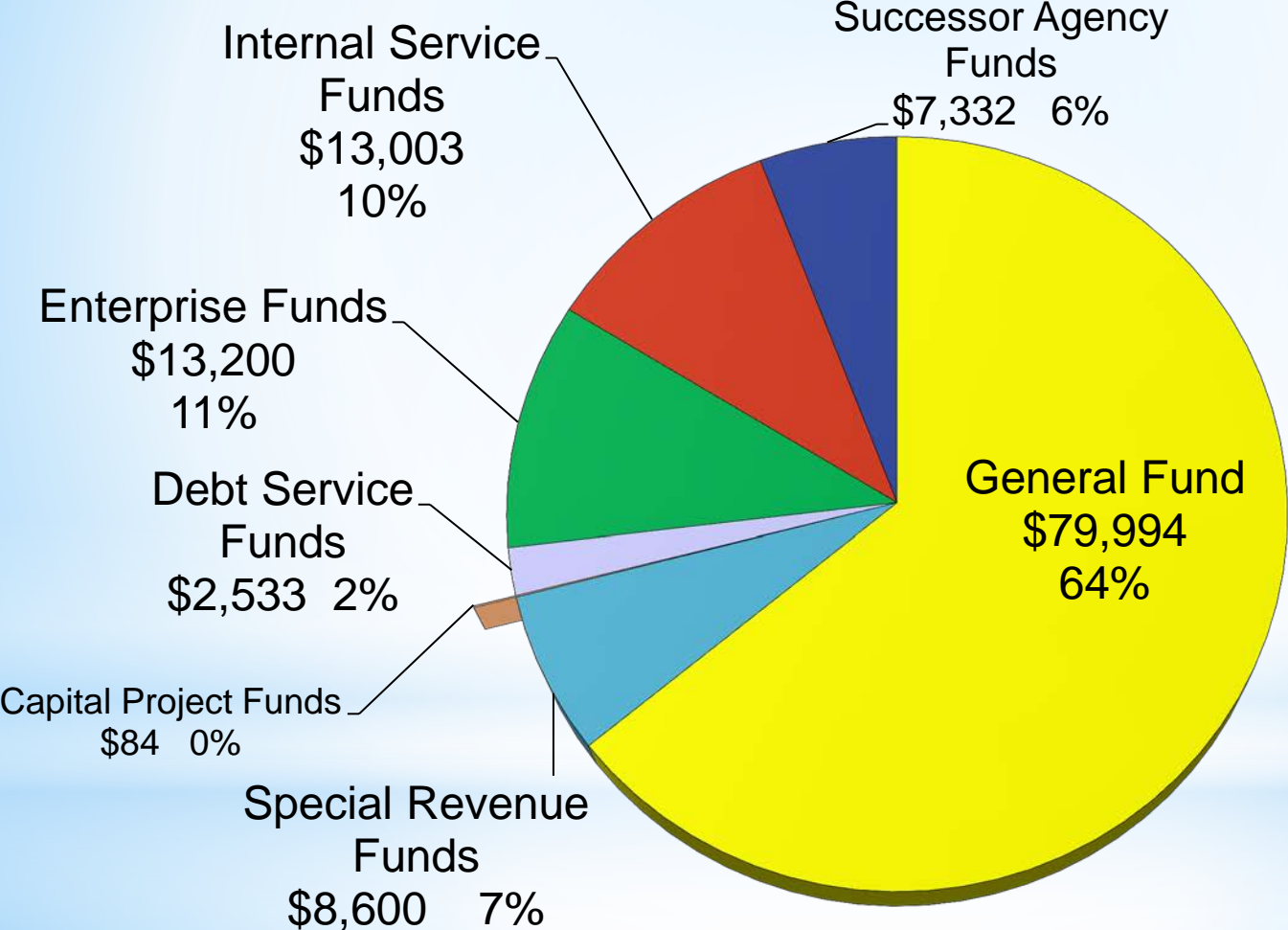
City Council Goals Addressed

The City Council mid-year financial update aligns with the following goals:

- ◆ Place the City on a firm foundation for long-term fiscal sustainability
- ◆ Support and implement programs, activities and strengthen communication that enhance the quality of life, including wellness, in San Leandro and promote a sense of community and civic pride

2013-14 Adopted Budget – Expenditures for All Funds

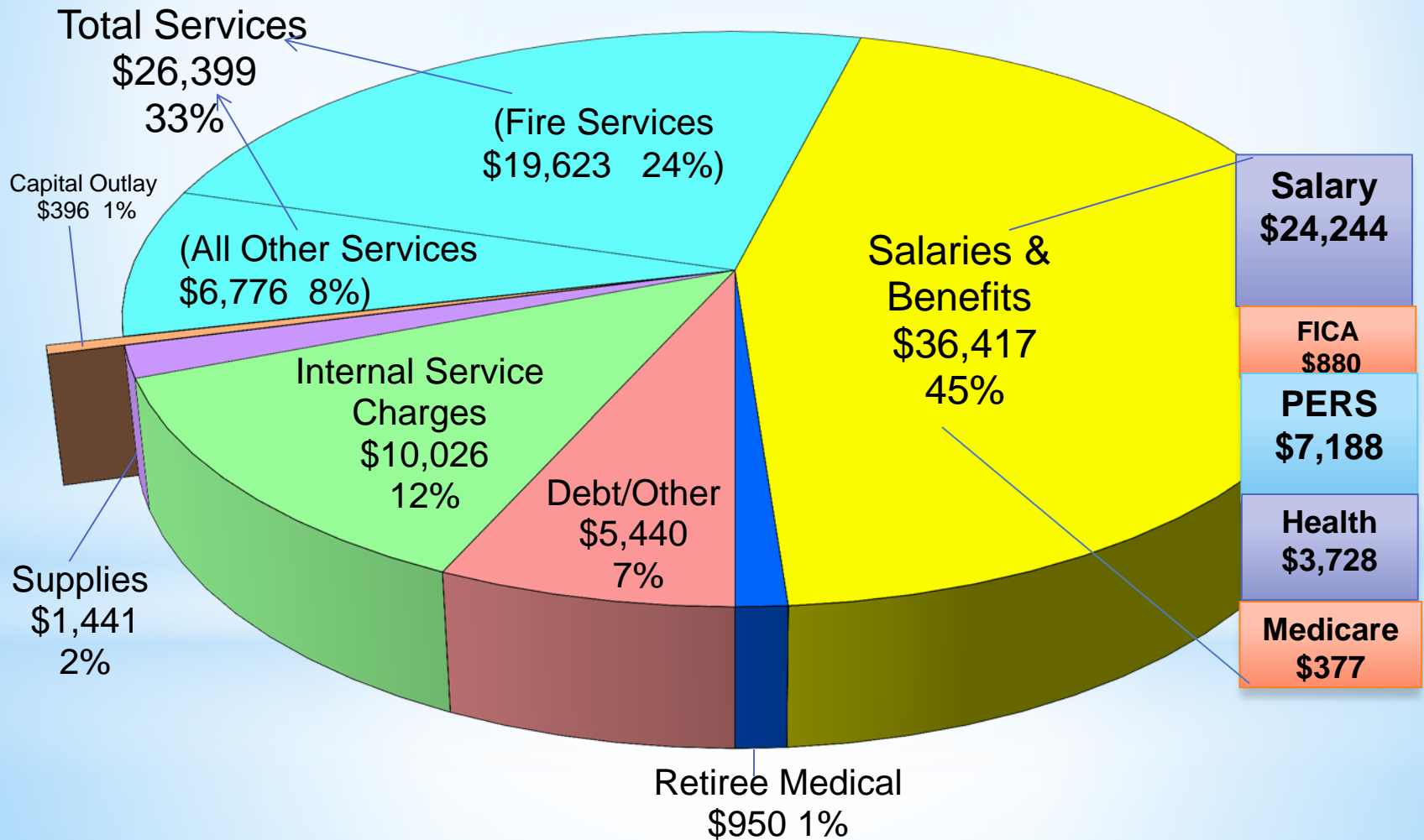
\$124,746
(Dollars in thousands)



General Fund Expenditures by Type

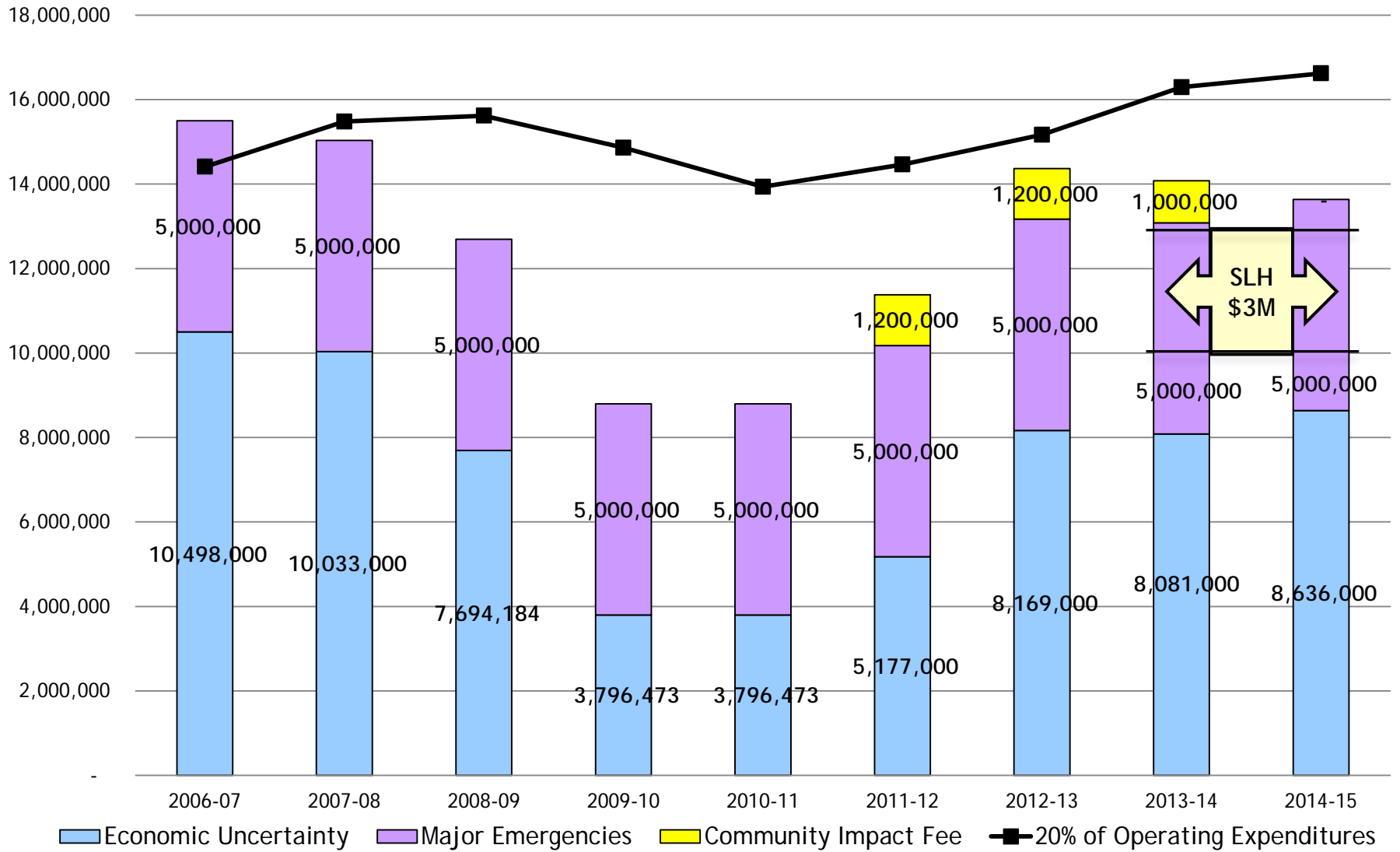
2013-14 Adjusted Budget \$81,069

(Dollars in thousands)



General Fund Reserves

Historical Data, 2006-07 thru 2014-15



General Fund Budget Adjustments

(Dollars in thousands)

Revenue Budget Adjustments:

District Attorney funding - Teen Academy & Explorer programs	\$ 11,316
Cherry Festival (Booth rentals, souvenirs, sponsors)	37,000
Friends of the Library book donation	1,147
Refund of library books	250
Rent Proceeds - Laura Avenue	8,000

Total increase in revenues	\$ 57,713
----------------------------	-----------

Expenditure Budget Adjustments:

Teen Academy and Police Explorer programs	\$ (11,316)
Cherry Festival	(70,000)
Planning consultant services - Maryann Miller Novak	(15,000)
Next Generation workspace district study	(90,000)
Library books	(1,397)
Medical Marijuana consulting	(50,000)
Rental property repairs - Laura Avenue	(8,000)

Total increase in expenditures	\$ (245,713)
--------------------------------	--------------

Total Change in Projected Ending Fund Balance	\$ (188,000)
---	--------------

Mid-Year Status General Fund

2013-14 Financial Status Report

As of December 31, 2013

(Dollars in thousands)

GENERAL FUND				
Description	Adjusted Budget		YTD 12/31/13	% of Budget
<u>Revenues - Taxes:</u>				
Property tax	\$	17,854	\$ 8,714	49%
Sales tax		22,761	9,509	42%
Transaction & Use tax (Meas Z)		4,320	1,575	36%
Utility Users tax		10,166	3,921	39%
Franchise Fees		4,185	1,051	25%
Property Transfer tax		2,519	1,276	51%
Emergency Communication Access tax (911)		2,700	968	36%
Business license tax		4,558	487	11%
Other taxes		303	129	43%
Total Taxes	\$	69,366	\$ 27,630	40%

2013-14 Financial Status Report

As of December 31, 2013 (cont.)

(Dollars in thousands)

GENERAL FUND

Description	Adjusted Budget	YTD 12/31/13	% of Budget
<u>Revenues - Other:</u>			
Charges for services	\$ 2,541	\$ 1,196	47%
Interest & Property income	1,205	786	65%
Fines, Fees & Forfeitures	1,340	407	30%
Intergovernmental	1,032	791	77%
Licenses & Permits	1,575	881	56%
Interdepartmental	2,002	1,001	50%
Other/Transfers	468	195	42%
Total Other Revenues	\$ 10,163	\$ 5,257	52%
Total Revenues	\$ 79,529	\$ 32,887	41%

2013-14 Financial Status Report

As of December 31, 2013 (cont.)

(Dollars in thousands)

GENERAL FUND				
Description	Adjusted Budget	YTD 12/31/13	% of Budget	
<u>Expenditures:</u>				
General Administration (Council, Clerk, City Attorney, City Manager & Human Resources)	\$ 4,349	\$ 1,772	41%	
Finance	2,393	1,239	52%	
Police	27,538	12,946	47%	
Fire	20,006	8,149	41%	
Recreation & Human Services	4,434	2,052	46%	
Engineering & Transportation	2,602	1,290	50%	
Library	4,762	2,367	50%	
Public Works	4,621	2,203	48%	
Community Development	4,600	1,950	42%	
Non-Departmental	478	322	67%	
Debt Service	4,510	1,625	36%	
Transfers	776	776	100%	
Total Expenditures	\$ 81,069	\$ 36,691	45%	

2014-15 Budget Calendar

